





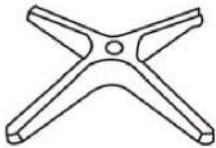






Notice de montage

Dimensions: dia60xH70 ou H110cm

A. 1x	B. 1x	C. 1x	D. 1X	E. 1X	F. 1x	H. 1x	I. 4X
							

SCREWS:

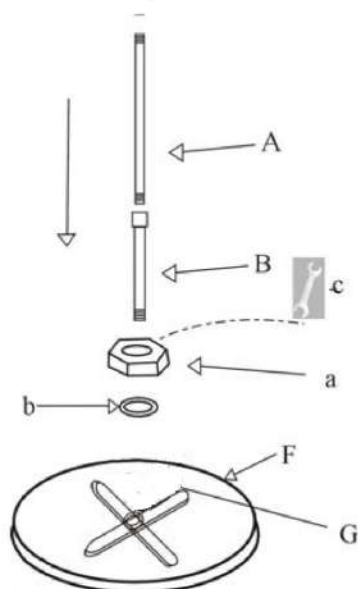
a. 2x	b. 2x	c. 1x
		

Attention:

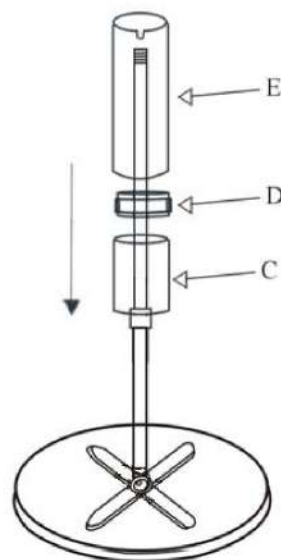
Charge maximum conseillé e: 54kg pour la hauteur 110cm
- 75kg pour la hauteur 70cm.

Ne pas s'asseoir ou se mettre debout sur la table!

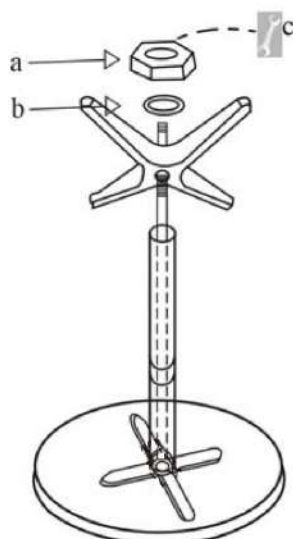
Les articles lourds doivent être placés au centre de la table.



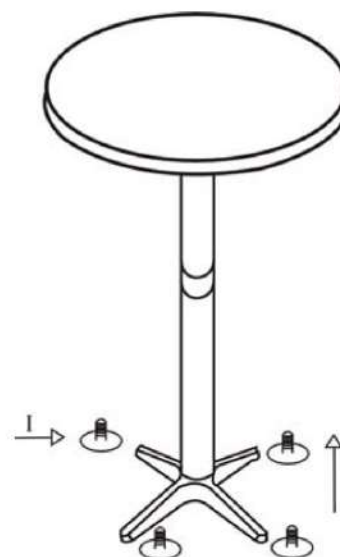
Etape 1



Etape 2



Etape 3



Etape 4