

# Traditional

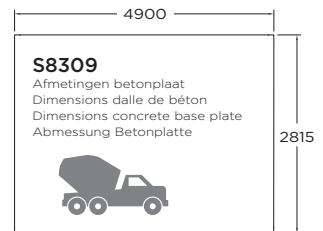
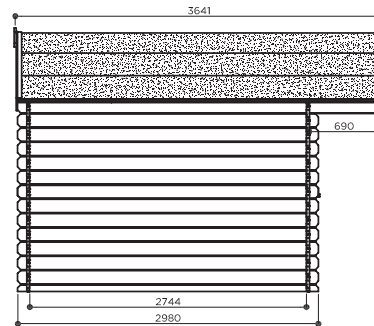
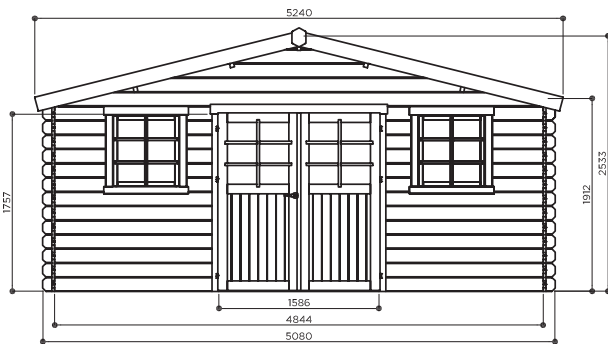

## DOUAI 5080 x 2980 mm - 690 mm



### S8309



15.14 m<sup>2</sup>  
S8309



#### EIGENSCHAPPEN - CARACTÉRISTIQUES - FEATURES - EIGENSCHAFTEN

16 mm	28 mm	± 800 kg	5130 x 1120 x 650 mm	± 32 m <sup>2</sup>	75 kg/m <sup>2</sup>	
13.29 m <sup>2</sup>	15.14 m <sup>2</sup>	19.12 m <sup>2</sup>	14° 19.35 m <sup>2</sup>	30 kg/m <sup>2</sup>		

#### OPTIES - OPTIONS - OPTIONS - OPTIONEN (Zie - Voir - See - Siehe : P.20-21)

S819	S8756	S9980	9 x S579	9 x S575	9 x S577	S8522-1	S891	S522	7 x S8528-1	30 x S5310	12 x S5311	4 x S5312	5 x S5313
										30 x S5315	12 x S5316	4 x S5317	5 x S5318