

GARAGE TRADITIONAL 3580 x 5080 mm

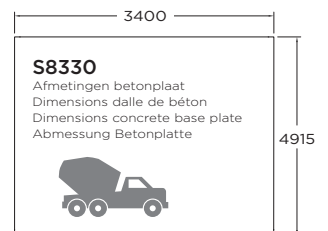
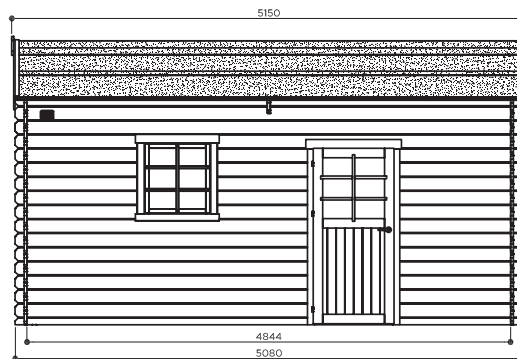
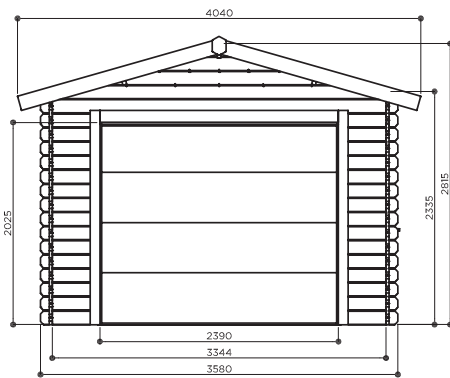
S8330



18.19 m²
S8330



Positie van deur en raam zelf te kiezen - Libre choix de la pose de porte et fenêtre - Place of door and window can be chosen - Sie können die Position der Tür und des Fensters selbst wählen



EIGENSCHAPPEN - CARACTÉRISTIQUES - FEATURES - EIGENSCHAFTEN

16 mm 28 mm	± 866 kg ± 840 kg	5130 x 1120 x 650 mm 2070 x 1125 x 150 mm	± 35 m ²	75 kg/m ²		
16.20 m ²	18.19 m ²	20.80 m ²	15° 21.35 m ²	30 kg/m ²	incl.	

OPTIES - OPTIONS - OPTIONS - OPTIONEN (Zie - Voir - See - Siehe : P.20-21)

S819	S8756	8 x S579	8 x S575	8 x S577	S522	6 x S8528-1	24 x S5310	8 x S5311	6 x S5312	4 x S5313